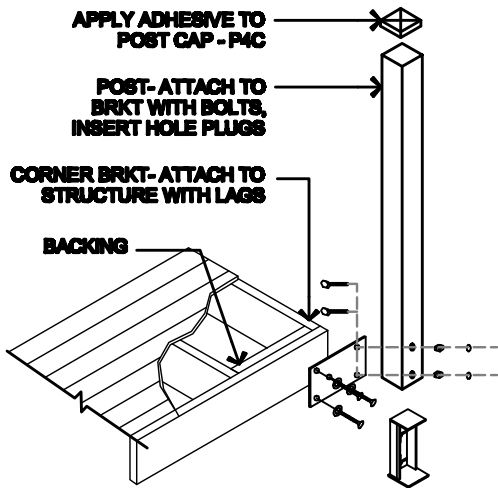


TYPICAL SIDE MOUNT RAIL INSTALLATION - NTS

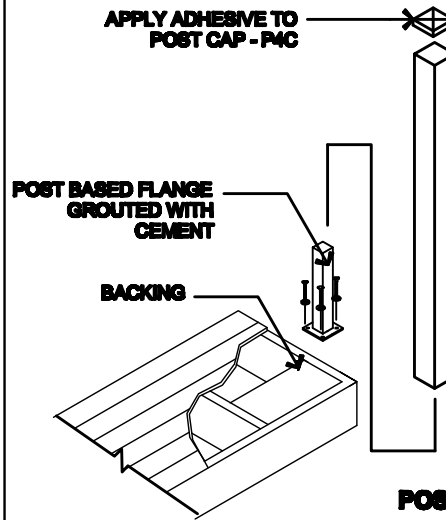
- 1 NOTE: MEASURE DIST. BETWEEN MOUNTING SURFACES AND CUT TO LENGTH, LESS THAN 1" ALLOWING FOR END BRACKET THICKNESS
- 2 SUITABLE BACKING NEEDED FOR END BRACKETS

STANDARD RAIL ASSEMBLY LENGTHS FOR PICKET STYLE GUARDRAIL ARE:
1', 2', 3', 4', 5', 6', 8', 10', AND 12' RAIL IS SHIPPED ASSEMBLED

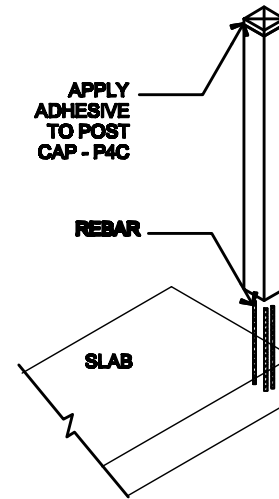
		PROJECT TECHNOTE		FILE NO. 000-0-000	
		4215-A Russell Road Mukilteo, WA, 98275 Main Office 425-348-3608		Fax 425-348-8476	
DRAWN CVH		APP'D		SCALE 3/8" = 1'-0"	
DATE 5/7/2010		DATE 5/7/2010		SHEET 1 OF 6	



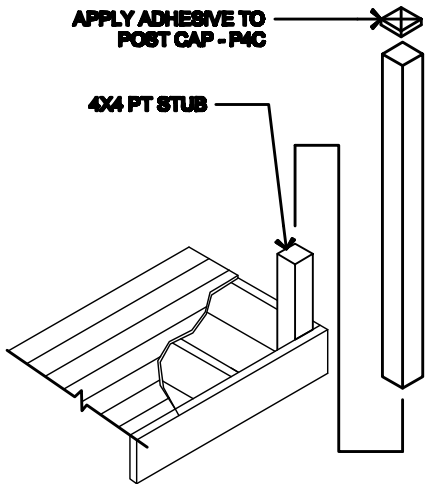
POST CORNER BRACKET



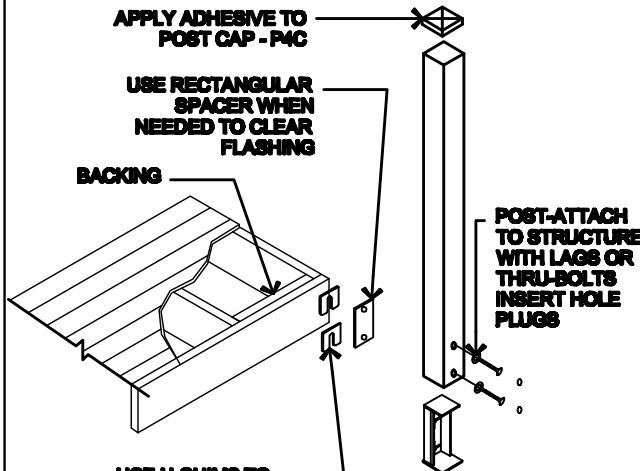
POST BASE FLANGE



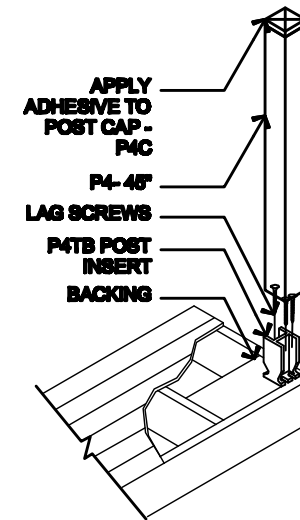
POST INSTALL - GROUTED REBAR



POST STUB MOUNT



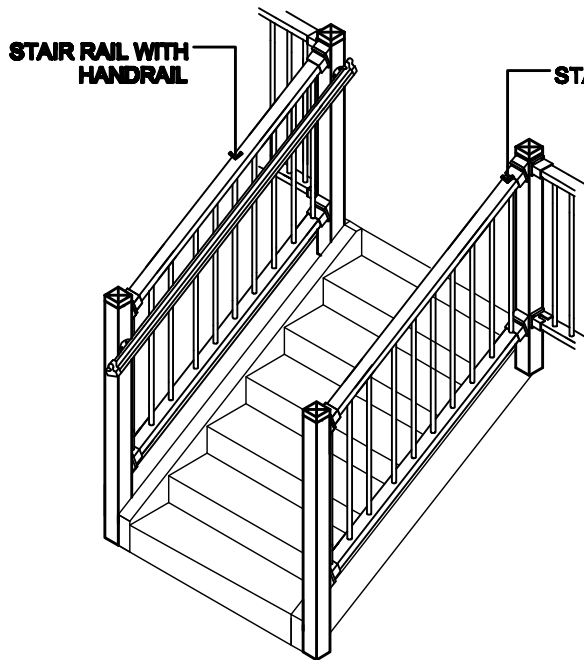
POST SIDE MOUNT



POST TOP MOUNT INSTALL

POST MOUNTING SYSTEMS - NTS

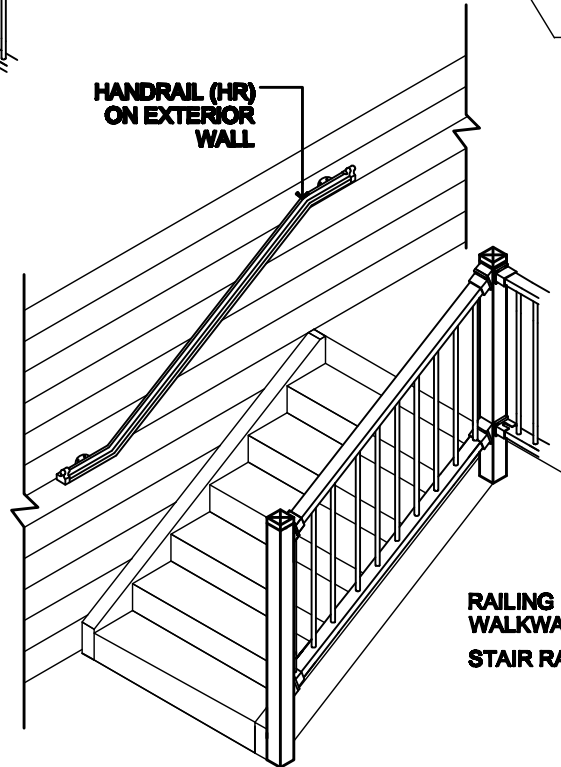
PROJECT TECHNICAL NOTE		FILE NO. 000-0-000	
4215-A Russell Road Mukilteo, WA, 98275		Fax 425-348-8476	
Main Office 425-348-3808			
GLASRAIL			
SCALE 3/8" = 1'-0"	DRAWN CVH	DATE 5/10/2010	APP'D
TN-2		SHEET 2 OF 6	



STAIR RAIL WITH HANDRAIL

STAIR RAIL WITHOUT HANDRAIL

RAILING FOR STAIRS NEXT TO EXTERIOR WALL



RAILING FOR STAIRS ALONG DECK OR WALKWAY
STAIR RAIL (WR) HAND RAIL (HR)

CONTINUOUS RETURN
HR RETURN SUPPORT

LANDING

HANDRAIL MUST EXTEND HORIZONTALLY AT LEAST 12". CHECK LOCAL CODE

HAND RAIL (HR) ON EXTERIOR WALL

FULL RETURN HANDRAIL TO POST, FASTEN SECURELY

GROUND FLOOR LANDING

IF THE STAIR JACK IS LONGER THAN 10' A CENTER POST IS REQUIRED

TYPICAL HAND RAIL AND STAIR RAIL IN MULTI-LEVEL STAIRWELL

PROJECT
TECHNOTE

FILE NO.
000-0-000

4215-A Russell Road
Mukilteo, WA, 98275
Main Office 425-349-3608
Fax 425-348-8476



DRAWN
CVH

APP'D

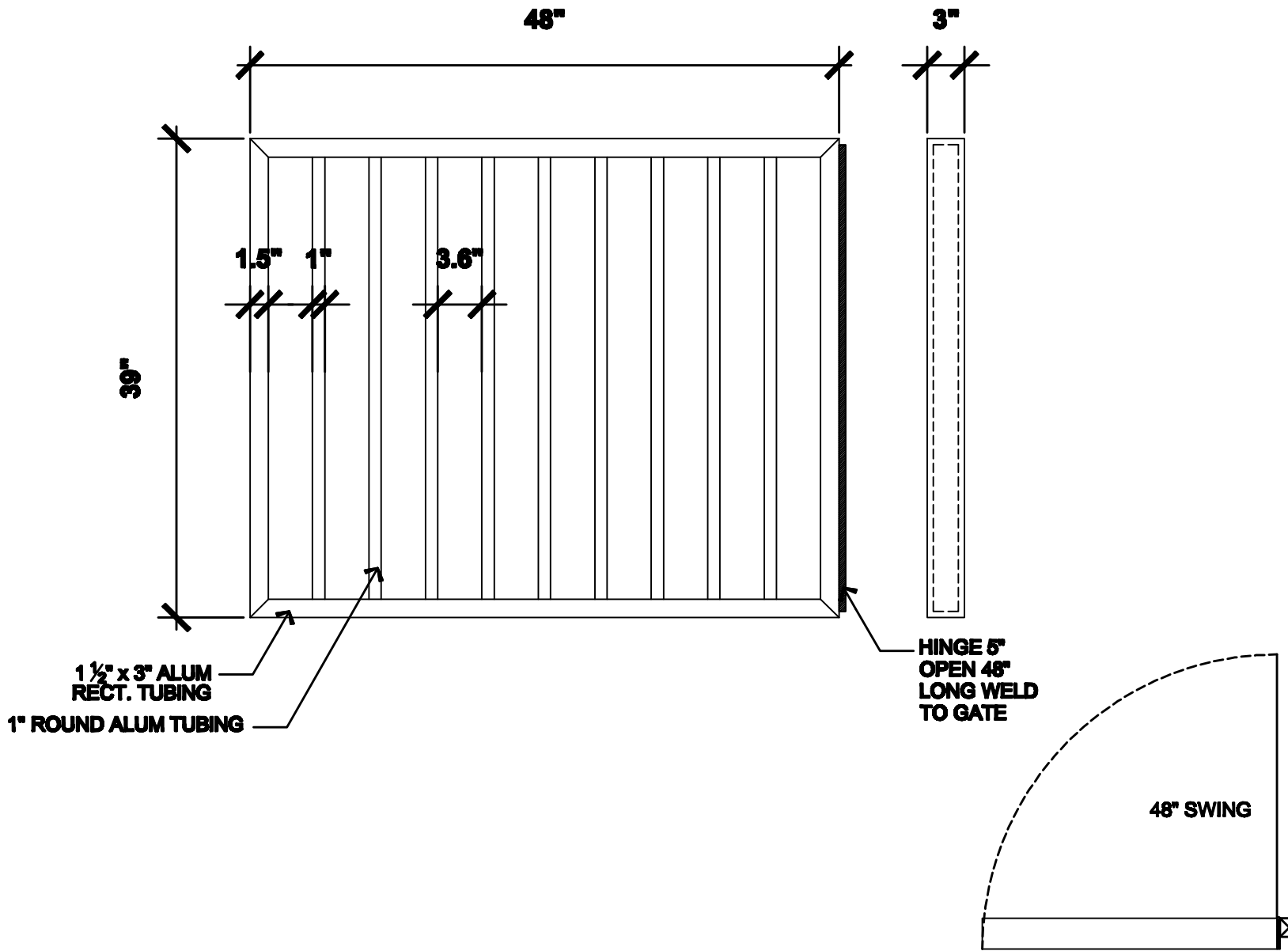
SCALE
1/4" = 1'-0"

DATE
5/20/2010

TN-3

SHEET 3 OF 6

STAIR RAIL AND HAND RAIL DETAILS - NTS



1 1/2" x 3" ALUM
RECT. TUBING
1" ROUND ALUM TUBING

HINGE 5"
OPEN 48"
LONG WELD
TO GATE

48" SWING

ALUMINUM GATE DETAIL - NTS



BEVEL WELDS AND GRIND SMOOTH FOR PAINT

PROJECT
TECHNOTE

4215-A Russell Road
Mukilteo, WA, 98275

Main Office 425-348-3808
Fax 425-348-8476

FILE NO.
000-0-000



DRAWN
CVH

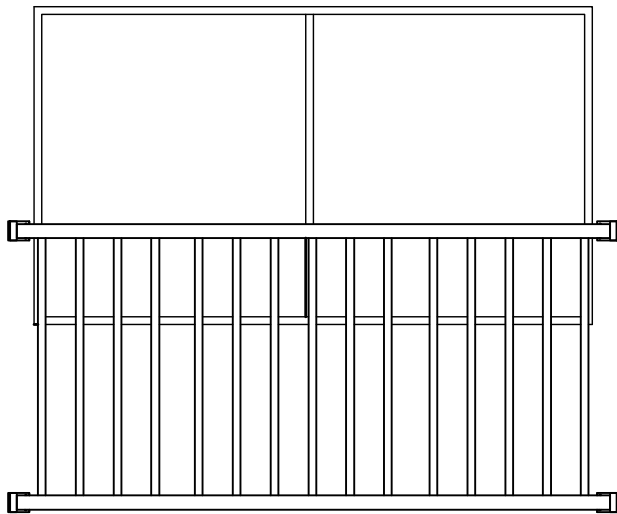
APP'D

SCALE
1/2" = 1'-0"

DATE
5/7/2010

TN-4

SHEET 4 OF 6

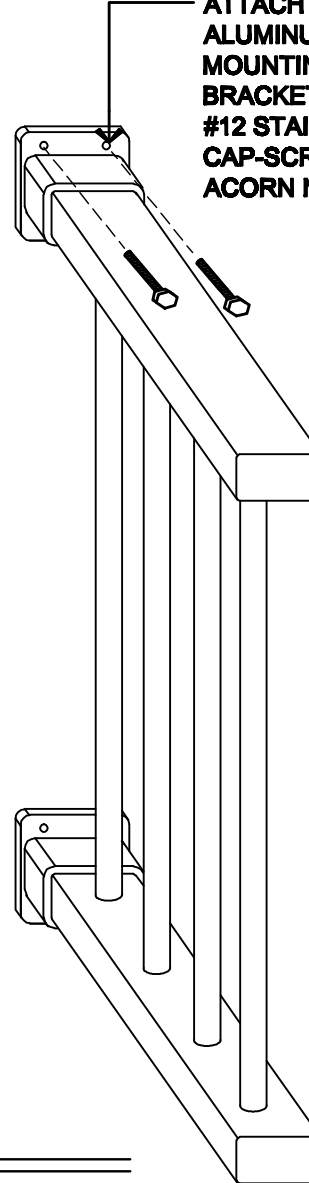
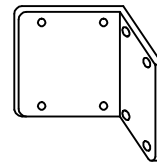
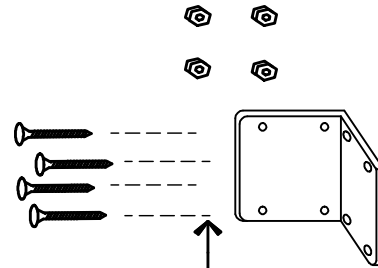


EXAMPLE ELEVATION

**USE 3" SCREWS TO
ATTACH BRKT TO
WALL SURFACE**

**ALUMINUM
MOUNTING 90°
ANGLE BRACKET
FOR RAIL END
BRACKETS**

**ATTACH END BRKT TO
ALUMINUM
MOUNTING 90° ANGLE
BRACKET USING
#12 STAINLESS
CAP-SCREWS AND
ACORN NUTS.**



JULIETTE BALCONY ATTACHMENT - NTS



ATTACH ALUMINUM MOUNTING 90° ANGLE BRACKET TO SURFACE TO WALL USING 3" SCREWS. ATTACH END BRACKET TO ALUMINUM MOUNTING 90° ANGLE BRACKET USING ACORN NUT AND WASHER.

**PROJECT
TECHNOTE**

**FILE NO.
000-0-000**

4215-A Russell Road
Mukilteo, WA, 98275
Main Office 425-348-3808
Fax 425-348-8476



**DRAWN
CVH**

APP'D

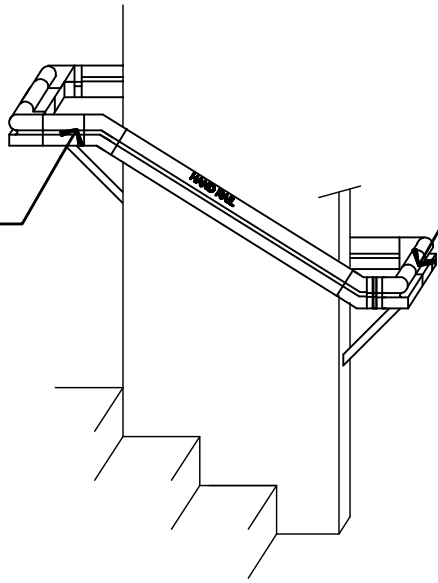
**SCALE
1/2" = 1'-0"**

**DATE
5/28/2010**

TN-5

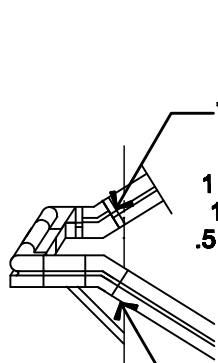
SHEET 5 OF 5

TYPE 6D
 2 B90
 1 HRB32D
 1 HRCL/R
 2 HRBSM
 1 HR45SB



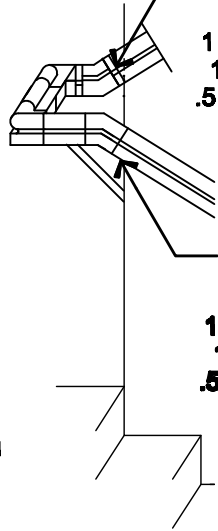
TYPE 6U

2 B90
 1 HRB32U
 1 HRCL/R
 2 HRBSM
 1 HR45SB



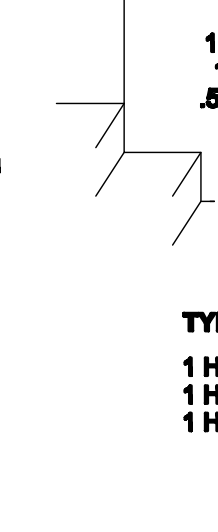
TYPE 5U

1 B90
 1 HRB32U
 1 HRBSM
 .5 HR45SB

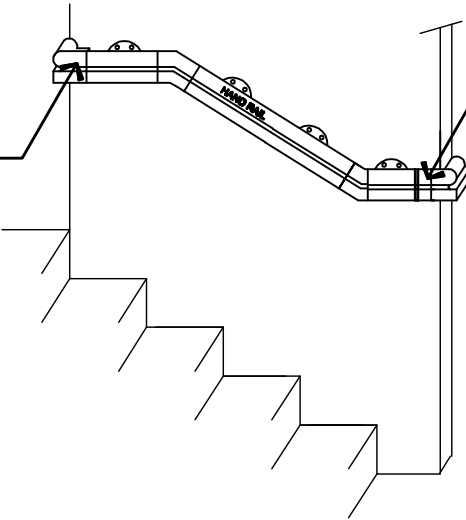


TYPE 5D

1 B90
 1 HRB32D
 1 HRBSM
 .5 HR45SB

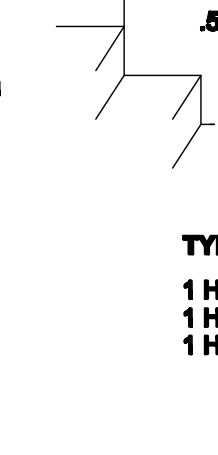


TYPE 4D
 1 B90
 1 HRB32D
 1 HRCL/R
 1 HRBSM



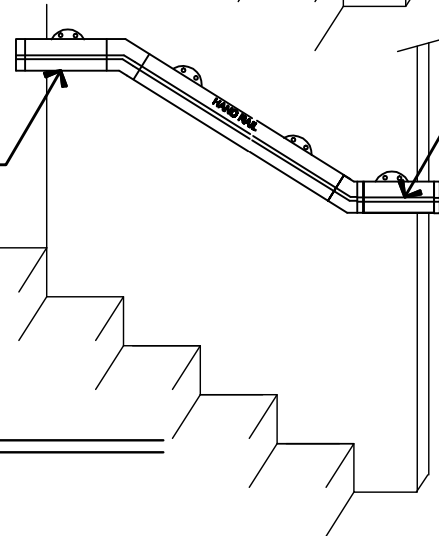
TYPE 4U

1 B90
 1 HRB32U
 1 SRC
 1 HRCL/R
 1 HRBSM



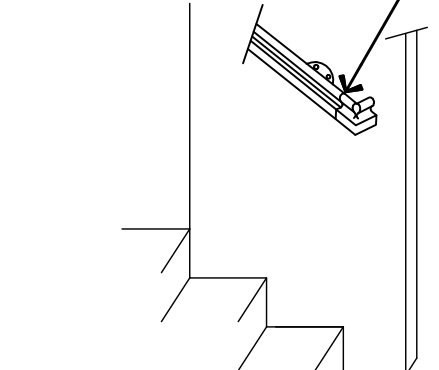
TYPE 3D

1 HRB32D
 1 HRCL/R
 1 HRBSM



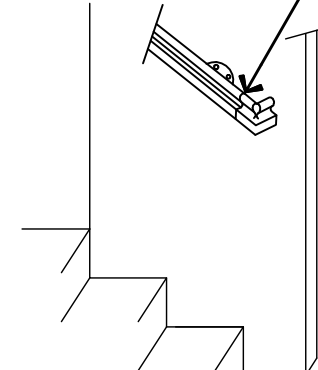
TYPE 3U

1 HRB32U
 1 HRCL/R
 1 HRBSM



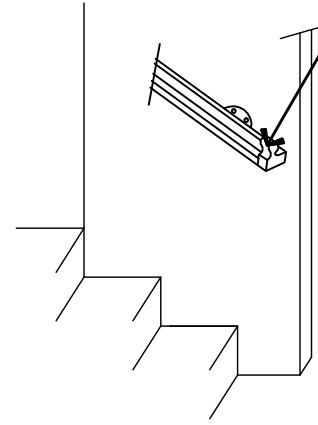
TYPE 2

1 B90
 1 SRC
 1 HRCL/R
 1 HRBSM



TYPE 1

1 HRCL/R
 1 HRBSM



HAND RAIL TYPES - NTS

1

PROJECT TECHNICAL		FILE NO. 000-0-000	
4215-A Russell Road Mukilteo, WA, 98275		Main Office 425-349-3808	
		Fax 425-348-8476	
GLASRAIL			
SCALE 1/2" = 1'-0"	DRAWN CVH	DATE 5/20/2010	APP'D
TN-6		SHEET 6 OF 6	