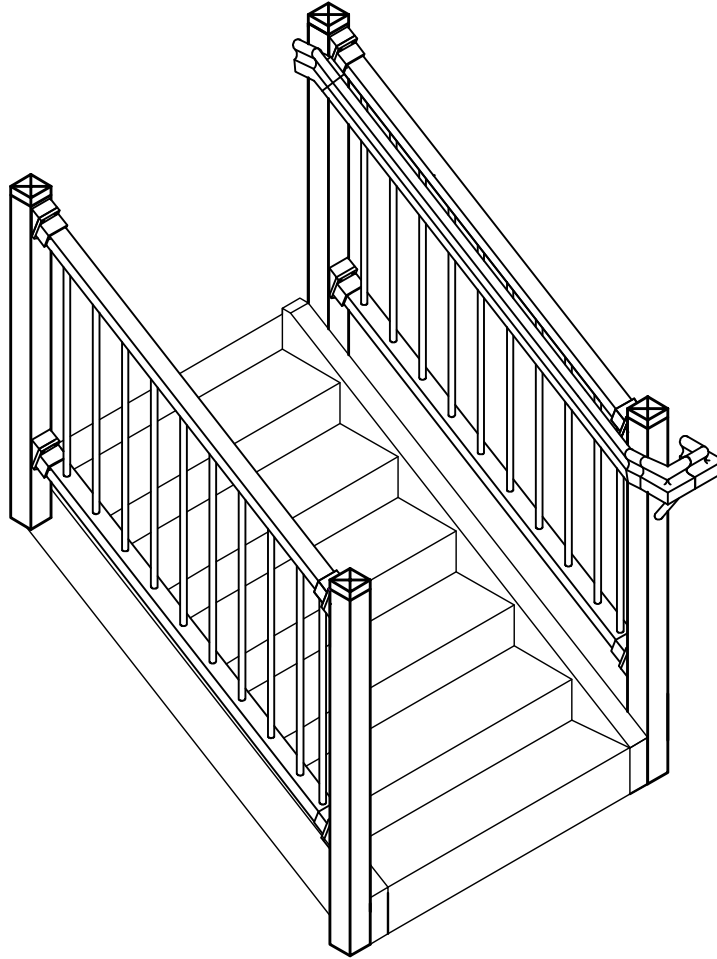


## STAIR WINDOW RAIL INSTALL - 32 DEGREE BRKTS



CHECK LOCAL CODE FOR ALLOWABLE DISTANCE

<b>PROJECT DETAILS</b>		4215-A Russell Road Mukilteo, WA. 98275		FILE NO. 000-0-000
		Main Office 425-348-3808	Fax 425-348-8476	
SCALE 1/2" = 1'-0"	DRAWN CVH	DATE 5/7/2010	APP'D	
<b>ST-1</b>		SHEET 1 OF 6		



**GLASRAIL OFFERS THE ADA STAIR  
RETURN CONFIGURATIONS SHOWN  
ABOVE**

## **STAIR RETURNS - ADA COMPLIANCE - NTS**



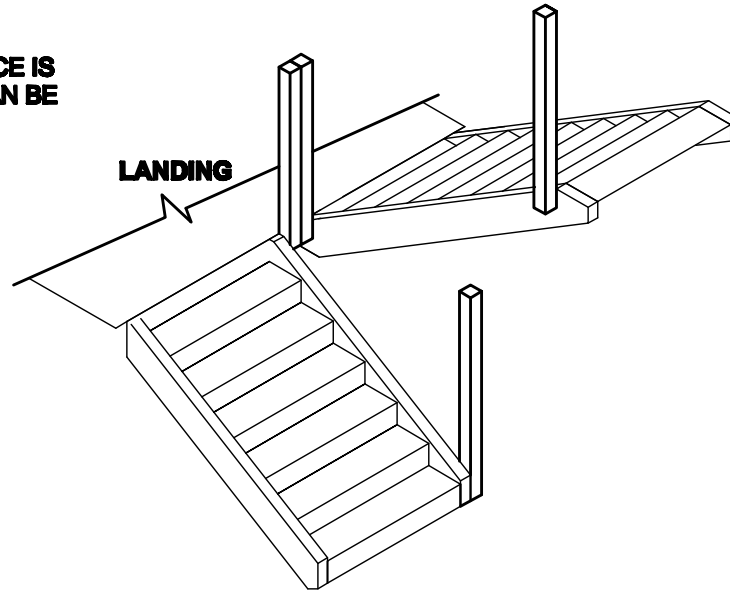
GLASRAIL MFR SPEC 6580 C – GLASRAIL STAIR RETURNS

<b>PROJECT DETAILS</b>	4215-A Russell Road Mukilteo, WA. 98275		Main Office 425-348-3608		Fax 425-348-8476		FILE NO. 000-0-000
							
SCALE 1/2" = 1'-0"	DRAWN CVH	DATE 5/7/2010	APP'D				
<b>ST-2</b>		SHEET 2 OF 6					

**THE POST COUNT FOR STAIRS IS BASED ON STRINGER CLEARANCE.**

**UNLESS OTHERWISE STATED OR SHOWN ON DRAWINGS, BIDS ARE BASED ON ONE 4" POST AT EACH STAIR TRANSITION. IF THERE IS MORE THAN 5" STRINGER CLEARANCE THEN MORE POSTS MIGHT BE REQUIRED AT ADDITIONAL COST.**

**WHEN THE STRINGER CLEARANCE IS MORE THAN 8", THE 4" POSTS CAN BE SIDE BY SIDE**

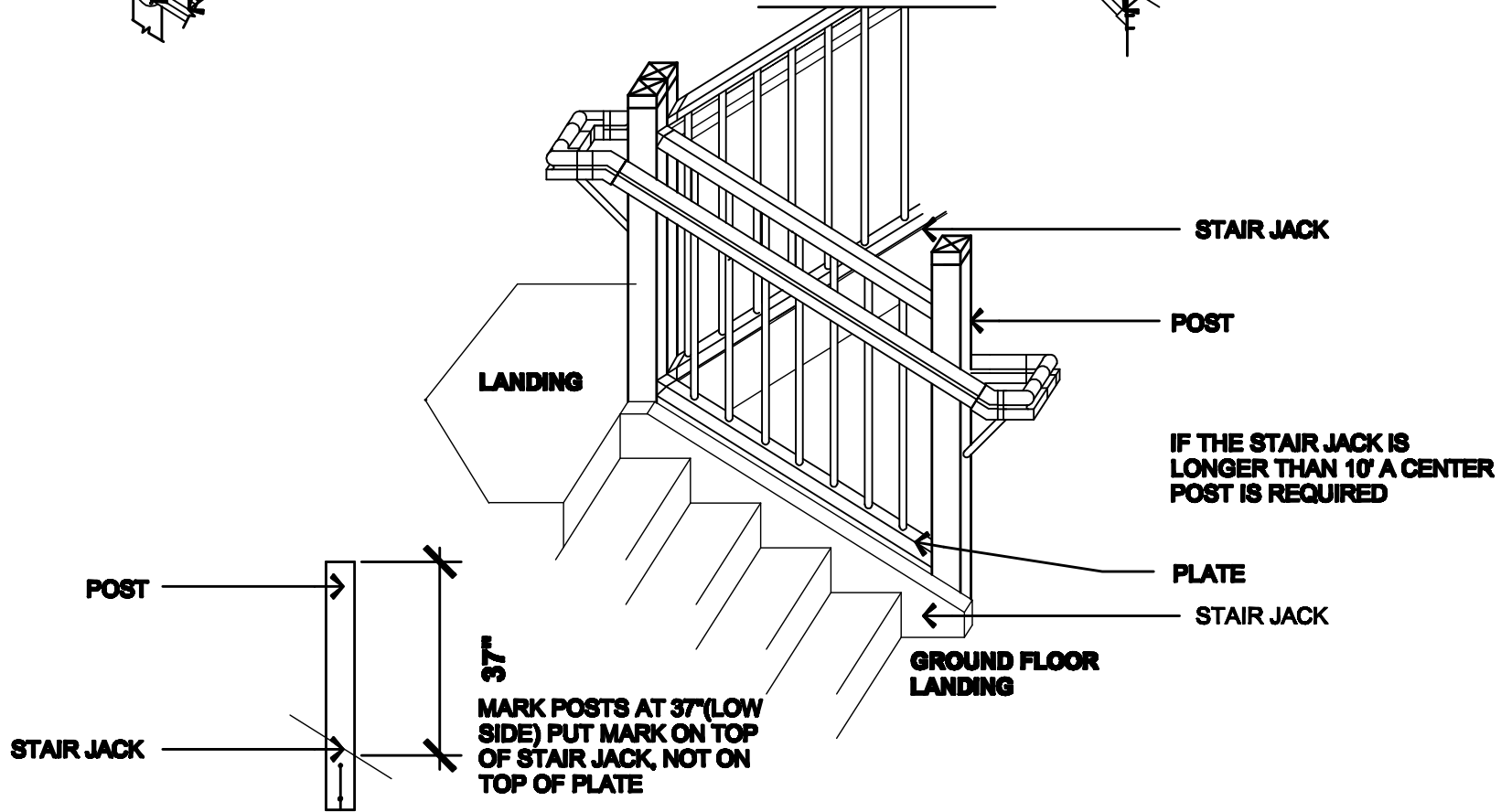
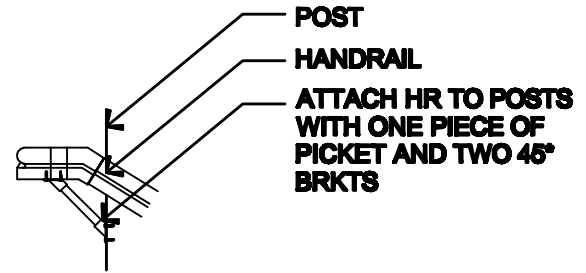
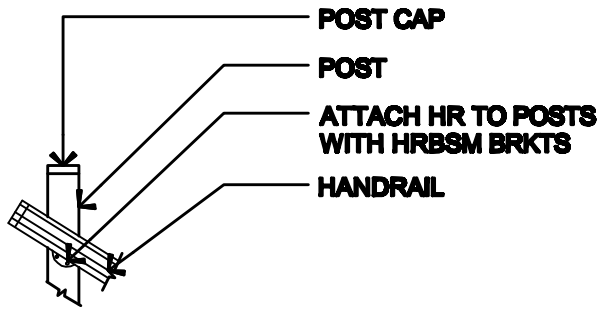


## **STAIR DETAIL - STRINGER CLEARANCE REQUIREMENTS - NTS**

1

GLASRAIL MFR SPEC 6580A SRTINGER CLEARANCE REQUIREMENTS

<b>PROJECT DETAILS</b>	4215-A Russell Road Mukilteo, WA. 98275		File No. 000-0-000
	Main Office 425-348-3808	Fax 425-348-8476	
<b>GLASRAIL</b>			
<b>SCALE</b> 1/2" = 1'-0"	<b>DRAWN</b> CVH	<b>DATE</b> 5/7/2010	<b>APP'D</b>
<b>ST-3</b>		<b>SHEET 3 OF 6</b>	

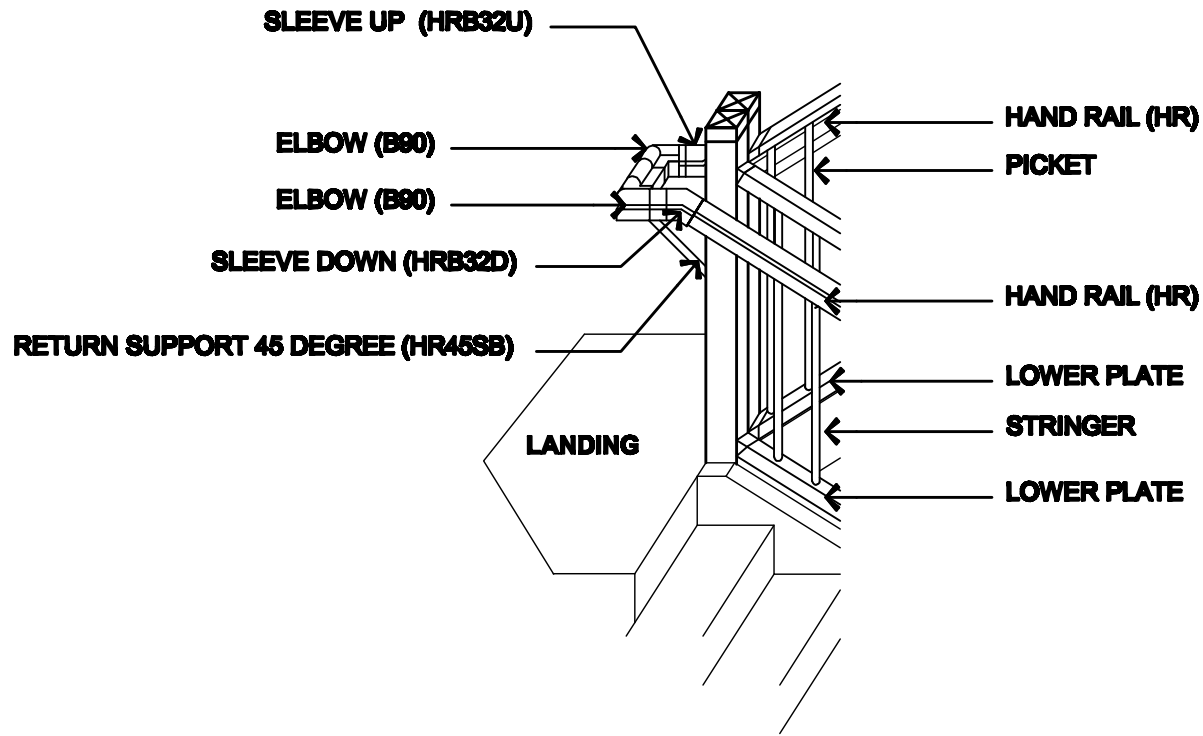


## STAIR DETAIL AT GROUND LANDING - NTS



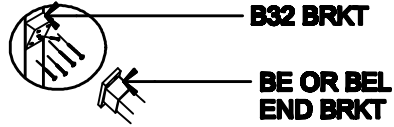
TYPICAL INSTALLATION (BASED ON BOCA) IS SHOWN. LOCAL BUILDING CODES MUST BE CHECKED FOR ANY ADDITIONAL REQUIREMENTS.

<b>PROJECT DETAILS</b>		<b>FILE NO.</b> 000-0-000	
4215-A Russell Road Mukilteo, WA. 98275		Fax 425-348-8476	
Main Office 425-348-3608			
<b>GLASRAIL</b>			
<b>DRAWN</b> GVH	<b>APP'D</b>		
<b>SCALE</b> 1/2" = 1'-0"	<b>DATE</b> 5/28/2010		
<b>ST-4</b>		<b>SHEET 4 OF 6</b>	



# RAILING DETAIL - STAIR RAIL (SR) PARTS - NTS

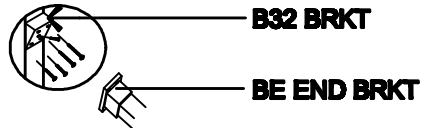
<b>ST-5</b>	SCALE 1/2" = 1'-0"	DRAWN CVH	PROJECT DETAILS
	DATE 5/7/2010	APP'D	4215-A Russell Road Mukilteo, WA, 98275 Main Office 425-348-3808 Fax 425-348-8476
SHEET 5 OF 6	<b>GLASRAIL</b>		FILE NO. 000-0-000



B32 BRKT

BE OR BEL  
END BRKT

**UPPER BRKT DETAIL**



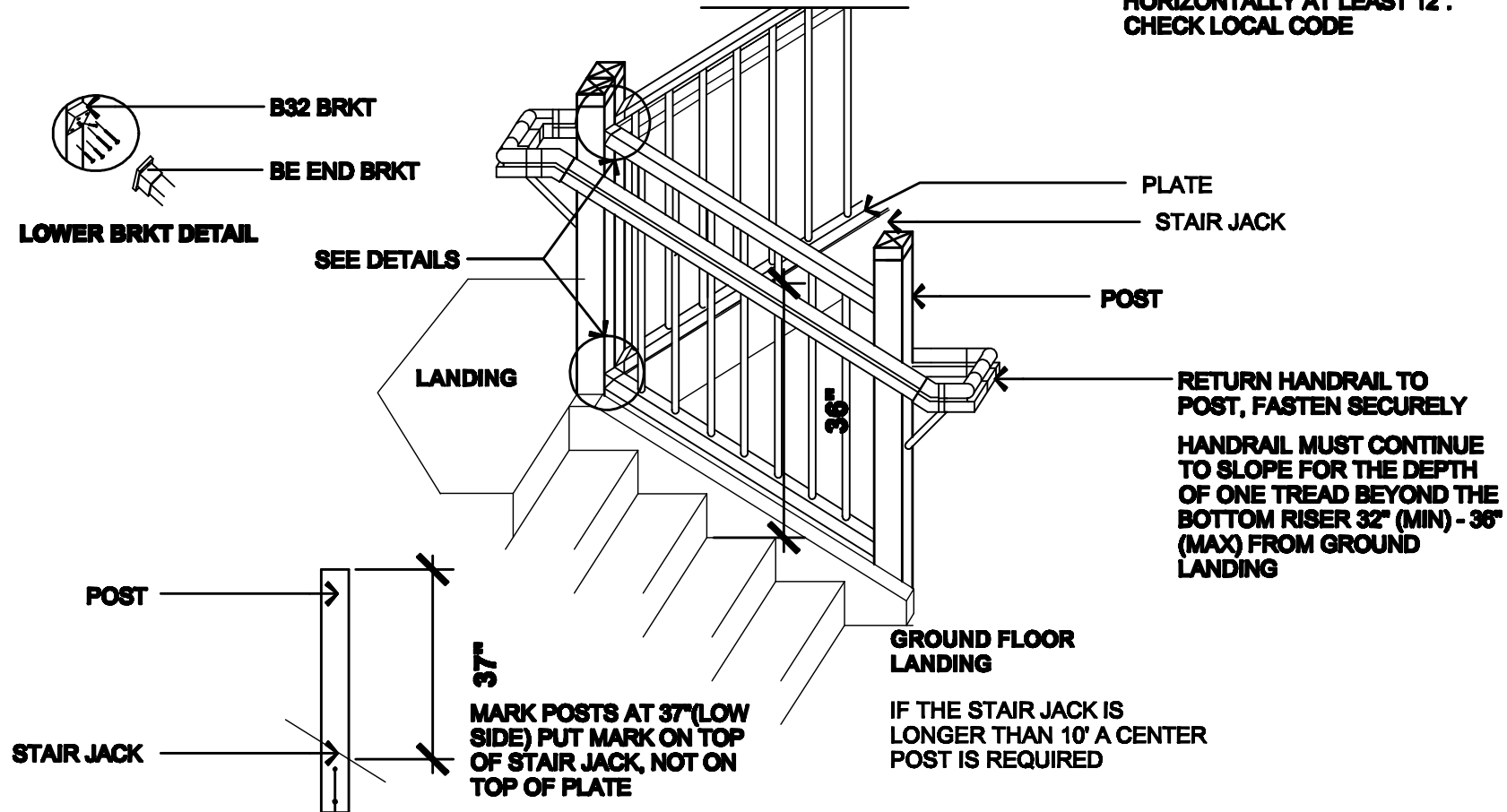
B32 BRKT

BE END BRKT

**LOWER BRKT DETAIL**

**CUT UNDERSIDE OF BOTH  
RAILS 32" - 36" FROM  
GROUND LANDING**

**HANDRAIL MUST EXTEND  
HORIZONTALLY AT LEAST 12".  
CHECK LOCAL CODE**



**PROJECT  
DETAILS**

**FILE NO.  
000-0-000**

4215-A Russell Road  
Mukilteo, WA, 98275  
Main Office  
425-349-3608  
Fax  
425-349-8476



**DRAWN  
CVH**

**SCALE  
1/2" = 1'-0"**

**DATE  
5/7/2010**

**APP'D**

**ST-6**  
SHEET 6 OF 6

**STAIR DETAIL - WINDOW RAIL WITH SIDE MOUNT POSTS - NTS**



TYPICAL INSTALLATION (BASED ON BOCA) IS SHOWN. LOCAL BUILDING CODES MUST BE CHECKED FOR ANY ADDITIONAL REQUIREMENTS. WINDOW RAIL WITH SIDE MOUNT POSTS BETWEEN FLIGHTS MUST HAVE A MIN 8" CLEARANCE

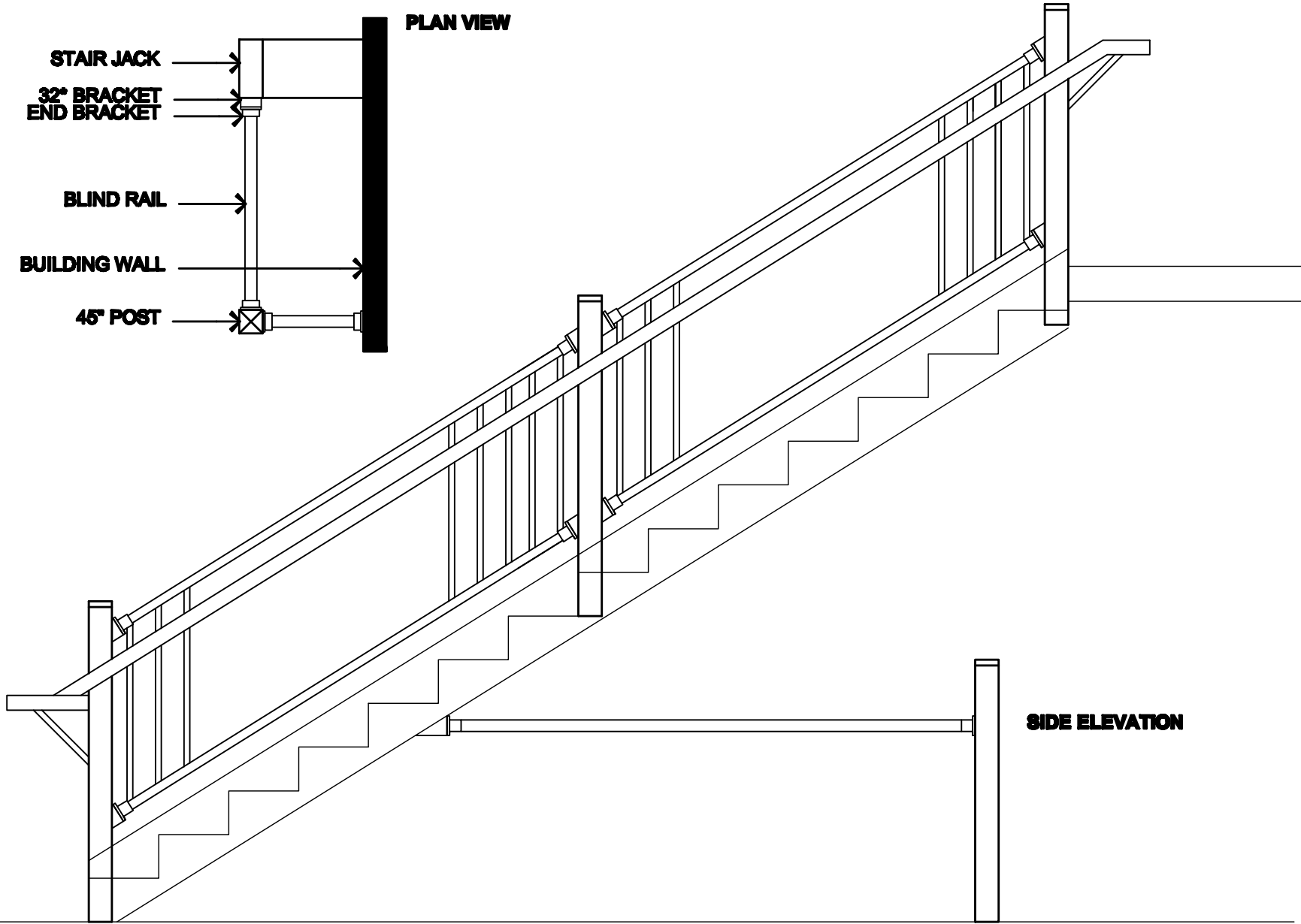
STAIR JACK  
32° BRACKET  
END BRACKET

BLIND RAIL

BUILDING WALL

45° POST

PLAN VIEW



SIDE ELEVATION

**BLIND RAIL**

PROJECT  
DETAILS

FILE NO.  
000-0-000

4215-A Russell Road  
Mukilteo, WA, 98275  
Main Office 425-348-3608  
Fax 425-348-8476



DRAWN  
CVH

SCALE  
1/2" = 1'-0"

DATE  
5/19/2010

APP'D

**ST-7**

SHEET 7 OF 7