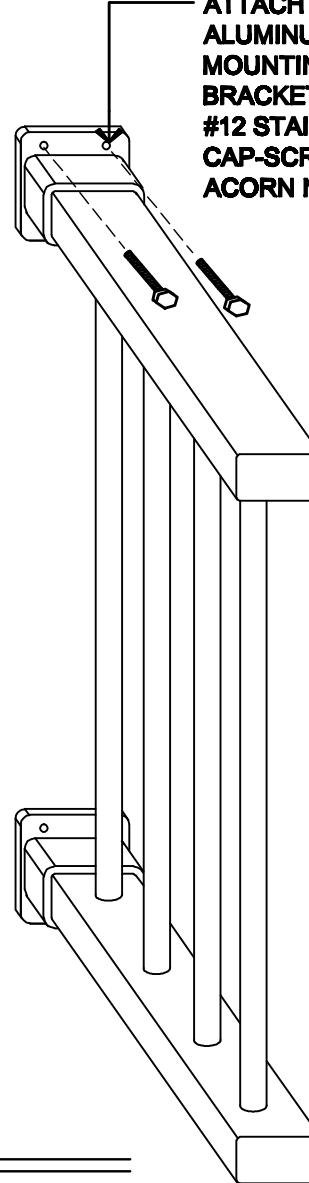
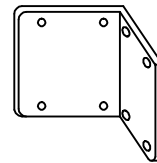
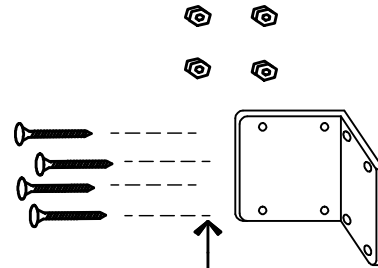


EXAMPLE ELEVATION

**USE 3" SCREWS TO
ATTACH BRKT TO
WALL SURFACE**

**ALUMINUM
MOUNTING 90°
ANGLE BRACKET
FOR RAIL END
BRACKETS**

**ATTACH END BRKT TO
ALUMINUM
MOUNTING 90°
ANGLE
BRACKET USING
#12 STAINLESS
CAP-SCREWS AND
ACORN NUTS.**



JULIETTE BALCONY ATTACHMENT - NTS



**ATTACH ALUMINUM MOUNTING 90° ANGLE BRACKET TO SURFACE TO WALL USING 3" SCREWS. ATTACH
END BRACKET TO ALUMINUM MOUNTING 90° ANGLE BRACKET USING ACORN NUT AND WASHER.**

**PROJECT
TECHNOTE**

**FILE NO.
000-0-000**

**4215-A Russell Road
Mukilteo, WA, 98275
Main Office 425-348-3808
Fax 425-348-8476**



**DRAWN
CVH**

APP'D

**SCALE
1/2" = 1'-0"**

**DATE
5/28/2010**

TN-5

SHEET 5 OF 5