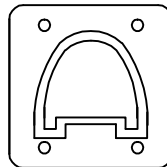
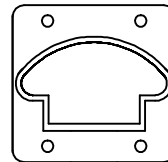


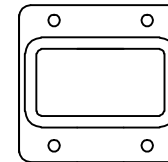
**SHADOW TOP LEFT AND RIGHT
(BESL - BESR)**



**SHADOW BOTTOM
(BESB-)**



**BREADLOAF
(BEL-)**



**RECTANGLE
(BE-)**

COLORS: WHITE
BLACK, -B
GREEN, -G
SAND, -S

EXAMPLES: WHITE BREADLOAF, BEL
BLACK BREADLOAF, BEL-B
SAND RECTANGLE, BE-S

END BRACKET STYLES - NTS



CAD FILES ON REQUEST



4215-A Russell Road
Mukilteo, WA, 98275
Main Office 425-348-3608
Fax 425-348-8476

PROJECT
DETAILS

FILE NO.
000-0-000

DRAWN
CVH

APP'D

SCALE
1/2" = 1'-0"

DATE
5/18/2010

DR-4

SHEET 4 OF 12